

# Siglo Spanish Technology Tips

---

## Siglo Flashcards

All of the posters in the classroom have flashcards that can be used for studying. The flashcards are available on a website called Quizlet. <http://quizlet.com/> You can study the cards on your computer on the Quizlet website for free. Alternatively you can use a 3<sup>rd</sup> party iPhone or other smart phone app and you can study on your phone, iPod touch or tablet.

To locate the Siglo flashcards on the Quizlet website:

1. Type *Siglo* in the search box at the top of the page and click on Search
2. You can either look through the list for the flashcards whose title starts with Siglo Spanish or you can select the Groups (1) link to the right of the title. This will take you to the Siglo Spanish Santa Barbara page that will have only the flashcards for the class.

## Flashcard Application on iPhone/iPad

Quizlet does not have it's own apps but it supports a wide variety of platforms through 3<sup>rd</sup> party software. You can find a list of devices and vendors here: <http://quizlet.com/mobile/> There are some apps that are free (with ads).

The paid add that I like is Flashcard Deluxe for \$3.99.

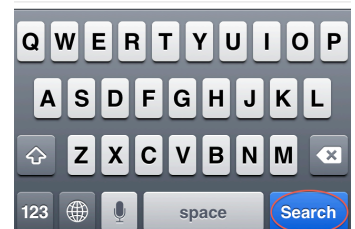
<http://orangeorapple.com/Flashcards/> You can buy it once and use it on both an iPhone and iPad. What I like about it is the different types of studying you can do. I prefer when the app quizzes me on the cards that I'm doing the worst on. And this app offers a variety of strategies for card order that you can select.

## Loading Quizlet on an App



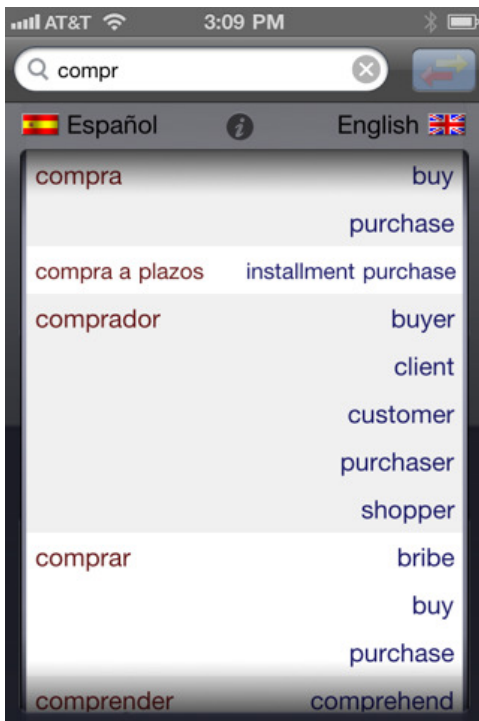
Once you have a flashcard app on your device you need to load the flashcards from Quizlet.

1. Select the + icon to add Decks.
2. Select Quizlet as the deck source.
3. Click Creator as the type of search.
4. Type in *gmaninsb* and search for decks.



## Interesting iPhone Applications

Word Roll ES <http://www.trancreative.com/iPhone/WordRollES/> for \$0.99

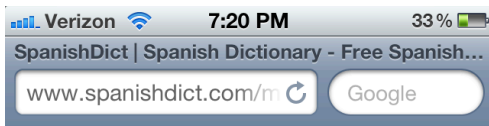


It's not a full dictionary but WordRoll ES can be your handiest and quickest Spanish/English reference in your pocket. It provides direct and precise word to word translations between Spanish and English.

Plus, everything is on one page, probably the longest page you will ever see. The page scrolls as you type right into the entry you look for. No selecting, no navigating, the content is there the moment you complete typing.

Features:

- 38,000 entries in each direction (English to Spanish and Spanish to English)
- Changing translation directions in one tap
- Two column scrolling page presents contents at a glance
- WordRoll ES does not require Internet connection to run.



Dictionary, Translation, and Conjugation.

View SpanishDict:  
**Mobile** | [Full Version](#)

Some websites have a mobile version that can be really good on a smart phone. SpanishDict.com is one of them. SpanishDict does have an iPhone app but I find their mobile web site is better.

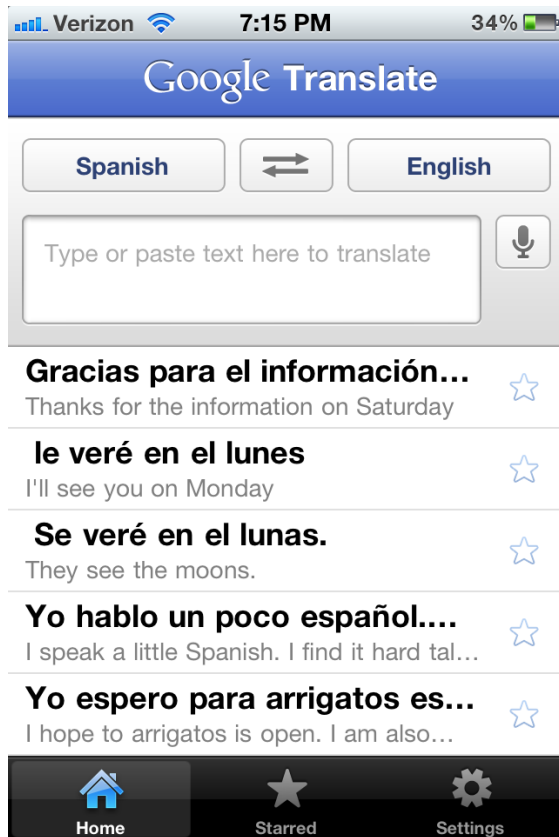
<http://www.spanishdict.com/m>

You can either:

Save the web site as a bookmark in the Safari browser by selecting the icon circled on the left.

Or what is better is select the same icon and select "Add to Home Screen". Then the site will appear like an icon on your phone.





Google Translate is an excellent free app that makes it really easy to test or view translations. Simply copy or type in the phrase or word and press Go.

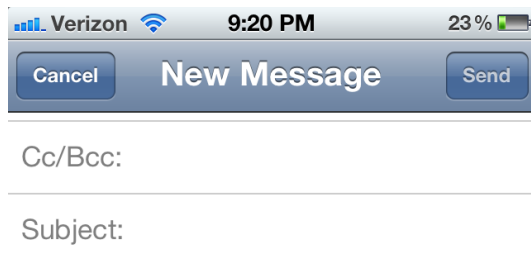
## Interesting Web Sites

Google Translate <http://translate.google.com/> is a site for verifying something you want to translate or for finding out what something means. Simply type or copy in text in either Spanish or English and view the translation, even while you are typing.

If you want to see the different conjugations for a verb, <http://123teachme.com/> provides a great table format that is easy to read. I have a link for this website on my iPhone as well. Type in the verb you want to conjugate in the Verb Conjugator box in the upper right corner.

## Adding Spanish Keyboard to Phone

Adding a Spanish keyboard on your phone is very helpful when typing Spanish phrases in emails or txts. It will autocorrect/suggest or spell check your text as you type it.



To enable a Spanish keyboard:

1. Select Settings.
2. Select General.
3. Select Keyboard
4. Select International Keyboards
5. Select Add New Keyboard.
6. Select Spanish.

Once the Spanish keyboard has been added a new World icon will appear next to the Space bar. Selecting the icon will toggle it through the different keyboards you have added.

